



TelstraClear
**BizGlobal[®] Mobile
Application**

How to download the
BizGlobal[®] Mobile Application

0508 555 500
www.bizglobal.co.nz

TelstraClear

Now's Good

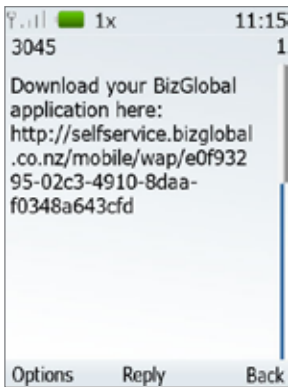
How to download the BizGlobal® Mobile Application

These instructions have been written for the Nokia 6275i but may be useful as a general guide of how to install the Mobile Application onto a mobile phone.

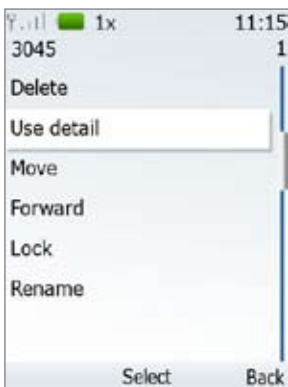
How to activate the Mobile Application

Once a new user is added in the BizGlobal Administrator portal, an instruction email containing the One Time Password PIN and a text message with a link to the downloadable BizGlobal Mobile Application is sent, allowing the End User to activate and use the BizGlobal service.

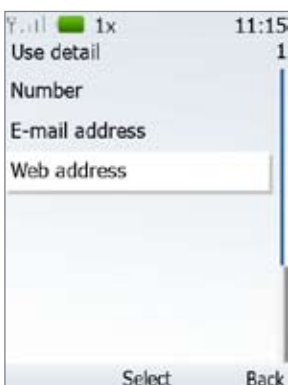
Open the text message:



- Click on 'Options'



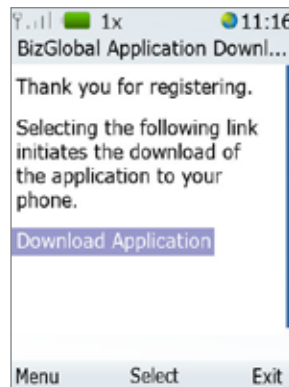
- Click on 'Use detail'



- Click on 'Web Address'



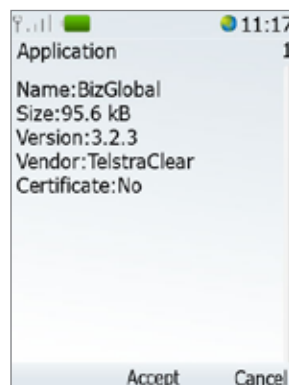
- Click on 'Go to'



- Select 'Download Application' and click on 'Select'



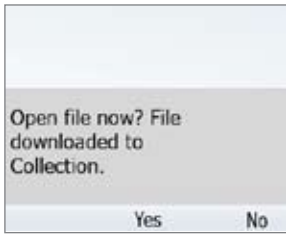
- Click on 'Yes'



- Click on 'Accept'

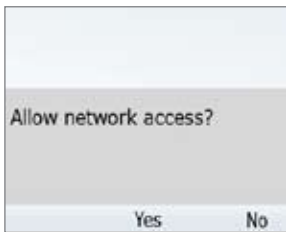
Continued over...

How to download the BizGlobal® Mobile Application



- Click on 'Yes' to start the application.

The application has now been installed, however before you use it, you must activate the application. **You must do this within 72 hours of receiving the text message.** You only need do this once.



- Click on 'Yes'



- Click on 'Activate'

The BizGlobal Mobile Application is now ready to be used.

How to Generate a One Time Password

You will use the BizGlobal Mobile Application to generate a one-time password, to be entered into the BizGlobal login screen.

Follow the instructions below for the Nokia 6275i.

You must have activated the Mobile Application on your mobile phone as above.

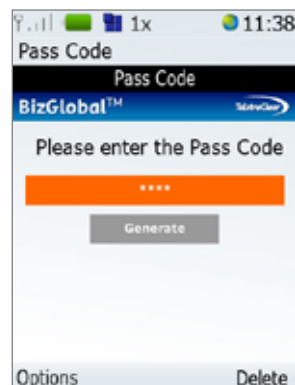
- Start the BizGlobal application. (In your phone menu, navigate to 'Extras' and the folder that you installed BizGlobal into, probably 'Collection')
- Select 'Collection' then 'BizGlobal', this will open the BizGlobal Mobile Application.



- Click on 'Generate'

Note: If an End User is using their mobile from overseas and cannot generate a One Time Password, please ask them to select 'Synchronize' and try again.

The Mobile Application uses time as a factor in generating the OTP, therefore if the mobile has not automatically synchronized to the local time of the country the End User is in, it will need to be reset.



- Enter the 4 digit PIN that was included in the BizGlobal welcome email
- Scroll down to select and click on 'Generate'



Note: The One Time Password is valid for 180 seconds; entry for the OTP to login to BizGlobal is not case sensitive.